

Standard Comfort Package Repacking Instructions

When preparing the equipment for return shipping, please pack boxes as closely as you can to the pictures shown below. Repacking the boxes as shown will ensure equipment fits correctly and will not be damaged during shipping and additional charges will not incur.

PLACE ALL KNOBS, FLANNELS, INSTRUCTION MANUAL & SIGNED DOCUMENTS IN ZIPLOCK BAG!

(This will ensure that the above items won't fall out of boxes.)

BOX 1 (Smaller Box)

EZ SLEEP:

- ✓ Large Body Cushion
- ✓ Face Support Base
- ✓ U-Bar
- ✓ Bolster
- ✓ Extenders (x2)

EXTRAS:


- ✓ Crescent Pillow
- ✓ Travel Cushion

IN THE BAG:

- ✓ Flannels (2 Crescents & 1 3-pad)
- ✓ 8 Knobs
- ✓ Instructional Manual
- ✓ Signed Documents
(Rental Terms Required)



Large Body Cushion should be placed first



BOX 2 (Larger Box)

SEATED SUPPORT:

- ✓ Seated Support with Work Desk
- ✓ Arm Rest Pad
- ✓ Sternum Pad
- ✓ Large Chest Pad
- ✓ Quick Lock

EXTRAS:

- ✓ Crescent Pillow
- ✓ 3-Pad Pillow with plastic deck
- ✓ MajicView Mirror


To end your rental charges and for repacking assistance please call (800) 669-5323.

STANDARD COMFORT PACKAGE


Ankle Bolster




Face Support Base



U-Bar



Crescent Pillow (2)
& 3-Pad Pillow
with Plastic Deck



Travel Cushion



Seated Support with Work
Desk (pictured 100% setup)



Arm Rest Pad



Extenders (for U-Bar)



Quick Lock



Sternum Pad



Large Chest Pad



MajicView Mirror

